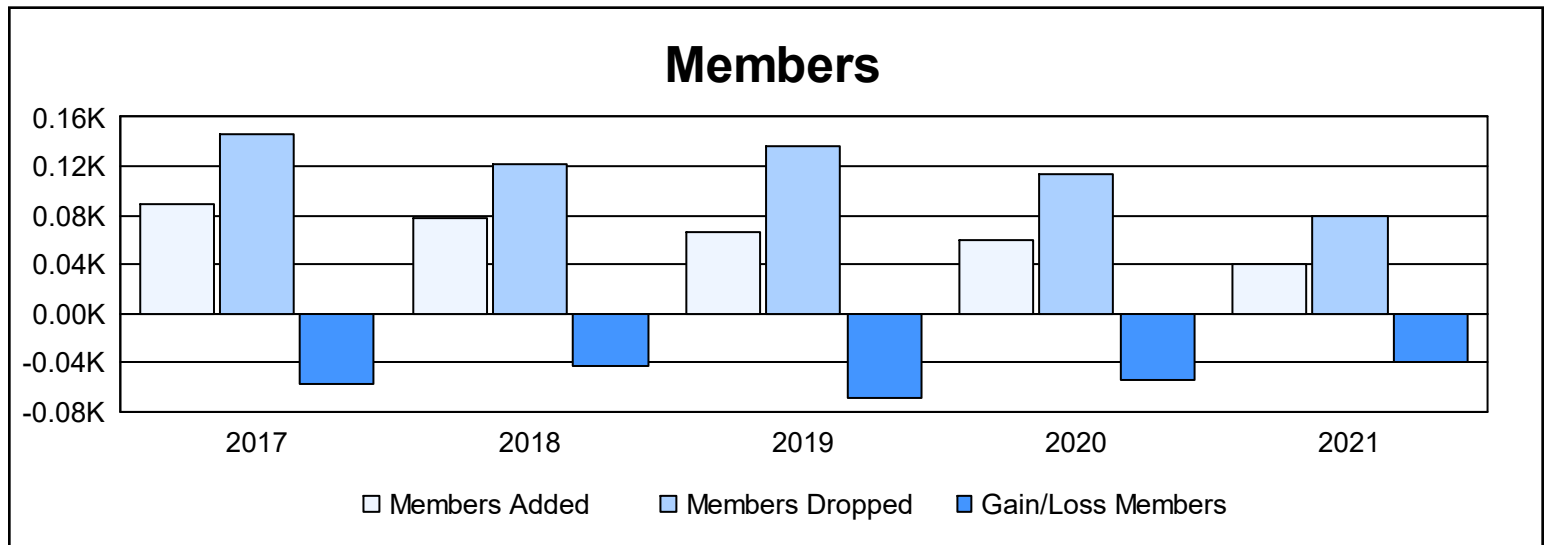
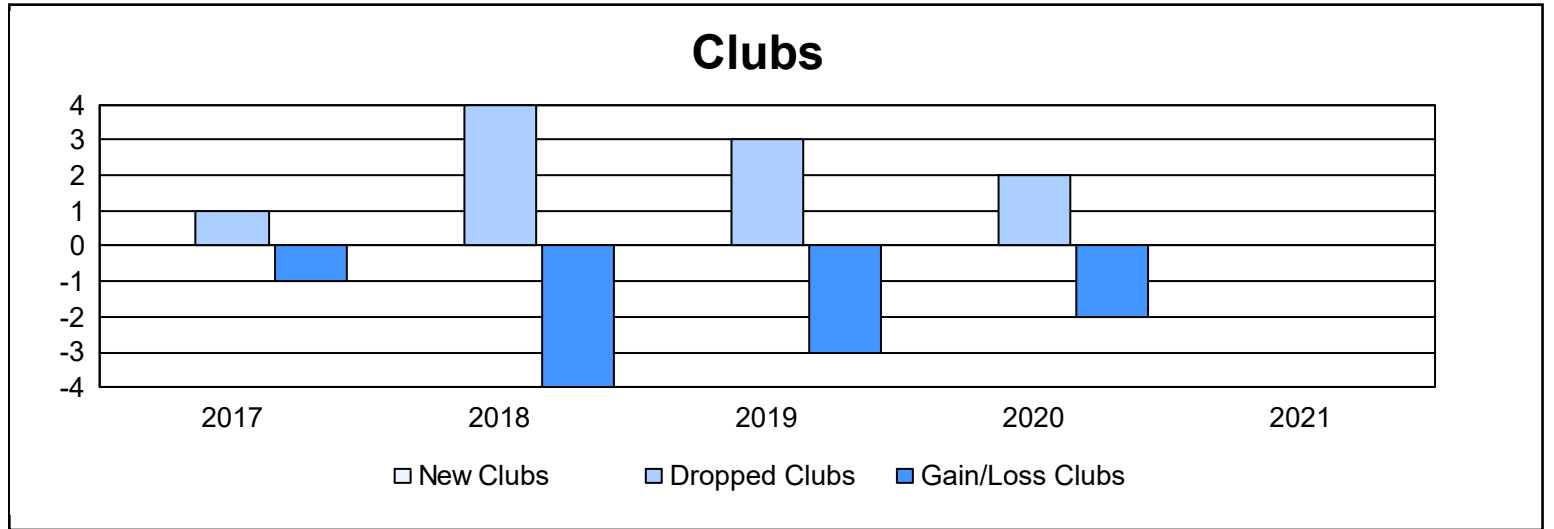
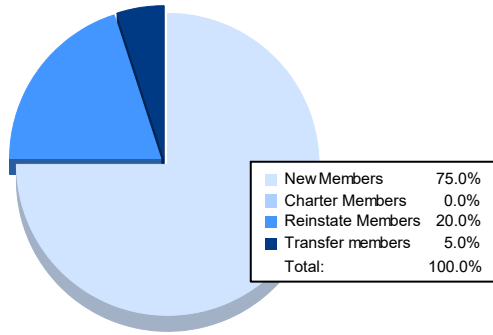


| Year | New Clubs | Dropped Clubs | Gain/ Loss Clubs | New Members | Charter Members | Reinstate Members | Transfer Members | Total Member Added | Total Members Dropped | Gain/ Loss Members |
|----------------|-----------|---------------|------------------|-------------|-----------------|-------------------|------------------|--------------------|-----------------------|--------------------|
| 2016-2017 | 0 | 1 | -1 | 80 | 3 | 4 | 2 | 89 | 146 | -57 |
| 2017-2018 | 0 | 4 | -4 | 73 | 1 | 1 | 3 | 78 | 121 | -43 |
| 2018-2019 | 0 | 3 | -3 | 57 | 1 | 3 | 6 | 67 | 136 | -69 |
| 2019-2020 | 0 | 2 | -2 | 49 | 0 | 7 | 3 | 59 | 113 | -54 |
| 2020-2021 | 0 | 0 | 0 | 30 | 0 | 8 | 2 | 40 | 80 | -40 |
| Average | 0 | 2 | -2 | 58 | 1 | 5 | 3 | 67 | 119 | -53 |



Membership Composition June 2021 Cumulative



Gender Composition June 2021 Cumulative

